



## Coordinate Graphing Easter Bunny Mystery Picture Worksheet

Practice plotting ordered pairs with this fun coordinate graphing Easter Bunny mystery picture! This activity is easy to differentiate by choosing either the first quadrant (positive whole numbers) or the four quadrant (positive and negative whole numbers) worksheet. All points are represented by whole numbers, there are no fractions or decimals. This activity is perfect for math centers, early finishers or homework.

Graphing paper, coordinates worksheets and answer keys are included.

### Instructions:

Students plot the ordered pairs and draw connecting straight lines as they plot. When the word "STOP" is reached, the student should NOT connect the last point with the first in the group.

## Table of Contents

### First Quadrant Pages

Page 2: First Quadrant Graph paper with a grey grid ( best choice so students can easily see their work)

Page 3: First Quadrant Mystery Picture Coordinates List

Page 4: First Quadrant Mystery Picture Answer Key in Color

Page 5: First Quadrant Mystery Picture Answer Key with lines only

Page 6: First Quadrant Graph paper with a black grid ( use if the grey grid on page 2 does not copy well with your copier)

### Four Quadrant Pages

Page 7: Four Quadrants Graph paper with a grey grid ( best choice so students can easily see their work)

Page 8: Four Quadrants Mystery Picture Coordinates List

Page 9: Four Quadrants Mystery Picture Answer Key in Color

Page 10: Four Quadrants Mystery Picture Answer Key with lines only

Page 11: Four Quadrants Graph paper with a black grid ( use if the grey grid on page 7 does not copy well with your copier)

### Terms of Use

All content in this product is the copyrighted property of Pink Cat Studio. You are granted permission to use this product for your personal and non-commercial use. You may not sell, trade, share or redistribute this product in any way. If you have any questions regarding terms of use please contact Melissa at [pinkcatstudio@gmail.com](mailto:pinkcatstudio@gmail.com).

Teachers Pay Teachers: <http://www.teacherspayteachers.com/Store/Pink-Cat-Studio>


Pinterest: <http://www.pinterest.com/PinkCatStudio/>

Facebook: <http://www.facebook.com/pages/Pink-Cat-Studio/159722300784853>

Pink Cat Studio Website: <http://www.pinkcatstudio.com/>

# Coordinate Graphing Mystery Picture - First Quadrant

Name: \_\_\_\_\_




## Coordinate Graphing Mystery Picture - First Quadrant


Plot the ordered pairs and connect them with a straight line as you plot.

START	(18,20)	START	START	START
(19,25)	(16,18)	(7,25)	(16,3)	(23,22)
(20,25)	(15,16)	(10,24)	(17,5)	(23,24)
(20,27)	STOP	(10,22)	(17,3)	(21,24)
(19,27)		(7,21)	(18,4)	(21,22)
(19,25)	START	STOP	STOP	STOP
STOP	(13,10)			
	(12,9)	START	START	START
START	(11,9)	(15,22)	(27,21)	(21,29)
(13,14)	(10,10)	(16,21)	(24,22)	(24,34)
(14,13)	(10,11)	(18,21)	(24,26)	STOP
(17,13)	(11,12)	(19,22)	(21,29)	
(18,14)	(12,12)	STOP	(13,29)	START
(18,15)	(13,11)		(10,26)	(7,23)
(17,16)	STOP	START	(10,21)	(10,23)
(15,16)		(18,29)	(13,19)	STOP
(14,17)	START	(20,38)	(17,19)	
STOP	(16,25)	(25,39)	STOP	START
	(18,25)	(29,37)		(10,34)
START	(18,24)	(31,30)	START	(13,29)
(11,24)	(17,23)	(31,29)	(14,27)	STOP
(13,24)	(16,24)	(29,29)	(15,27)	
(13,22)	(16,25)	(27,30)	(15,25)	START
(11,22)	STOP	(24,34)	(14,25)	(14,19)
(11,24)		(23,35)	(14,27)	(13,16)
STOP	START	(21,36)	STOP	(13,10)
	(23,14)	(19,31)		(15,6)
START	(23,15)	(20,30)	START	(15,5)
(27,3)	(24,16)	(21,31)	(25,10)	(9,7)
(28,5)	(26,16)	(23,35)	(20,11)	(7,6)
(28,3)	(27,15)	STOP	(17,13)	(7,3)
(29,4)	(27,14)		STOP	(9,1)
(30,3)	(26,13)	START		(12,1)
(31,4)	(24,13)	(27,23)	START	(15,2)
(32,3)	(23,14)	(24,23)	(11,35)	(16,3)
(32,5)	STOP	(24,24)	(13,31)	(16,5)
(33,3)		(27,25)	(14,30)	(17,7)
(34,4)	START	STOP	(15,31)	(18,5)
(34,3)	(7,4)		(13,36)	(18,3)
STOP	(6,3)	START	(11,35)	(19,2)
	(5,5)	(14,13)	(10,34)	(22,1)
START	(5,3)	(14,12)	(7,30)	(25,1)
(18,20)	(4,4)	(15,10)	(5,29)	(27,3)
(19,19)	(3,3)	(17,8)	(3,29)	(27,6)
(20,18)	(3,5)	(20,7)	(3,30)	(25,7)
(22,17)	(2,3)	(22,7)	(5,37)	(19,5)
(25,16)	(1,4)	(24,8)	(9,39)	(19,6)
(26,16)	(0,3)	(25,10)	(14,38)	(20,7)
(26,20)	STOP	(26,13)	(16,29)	STOP
(24,22)		STOP	STOP	
(21,22)				

# Easter Bunny Mystery Picture - EAMP1




# Easter Bunny Mystery Picture - EAMP1



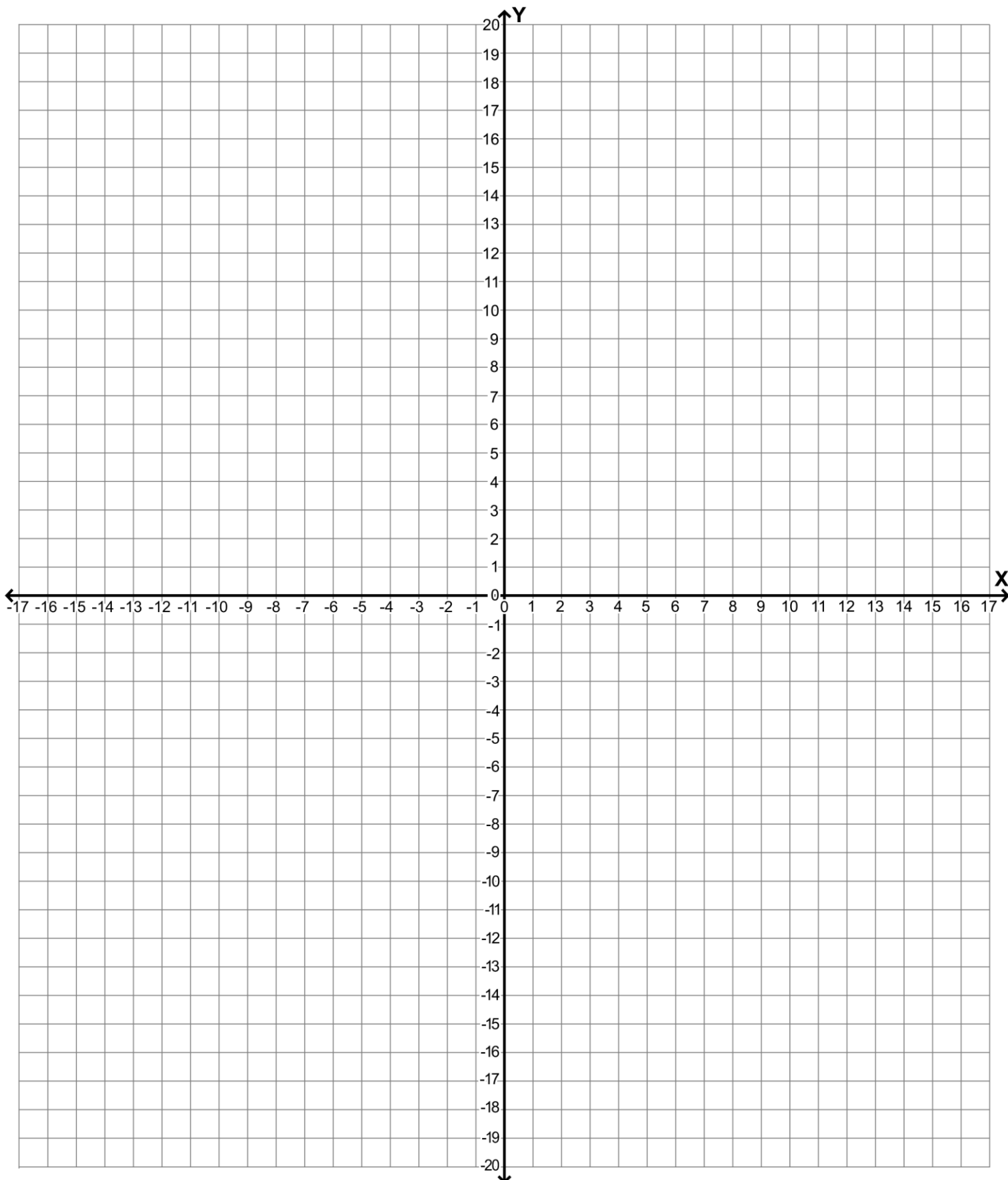
# Coordinate Graphing Mystery Picture - First Quadrant

Name: \_\_\_\_\_



# Coordinate Graphing Mystery Picture - Four Quadrants

Name: \_\_\_\_\_




# Coordinate Graphing Mystery Picture - Four Quadrants

Plot the ordered pairs and connect them with a straight line as you plot.

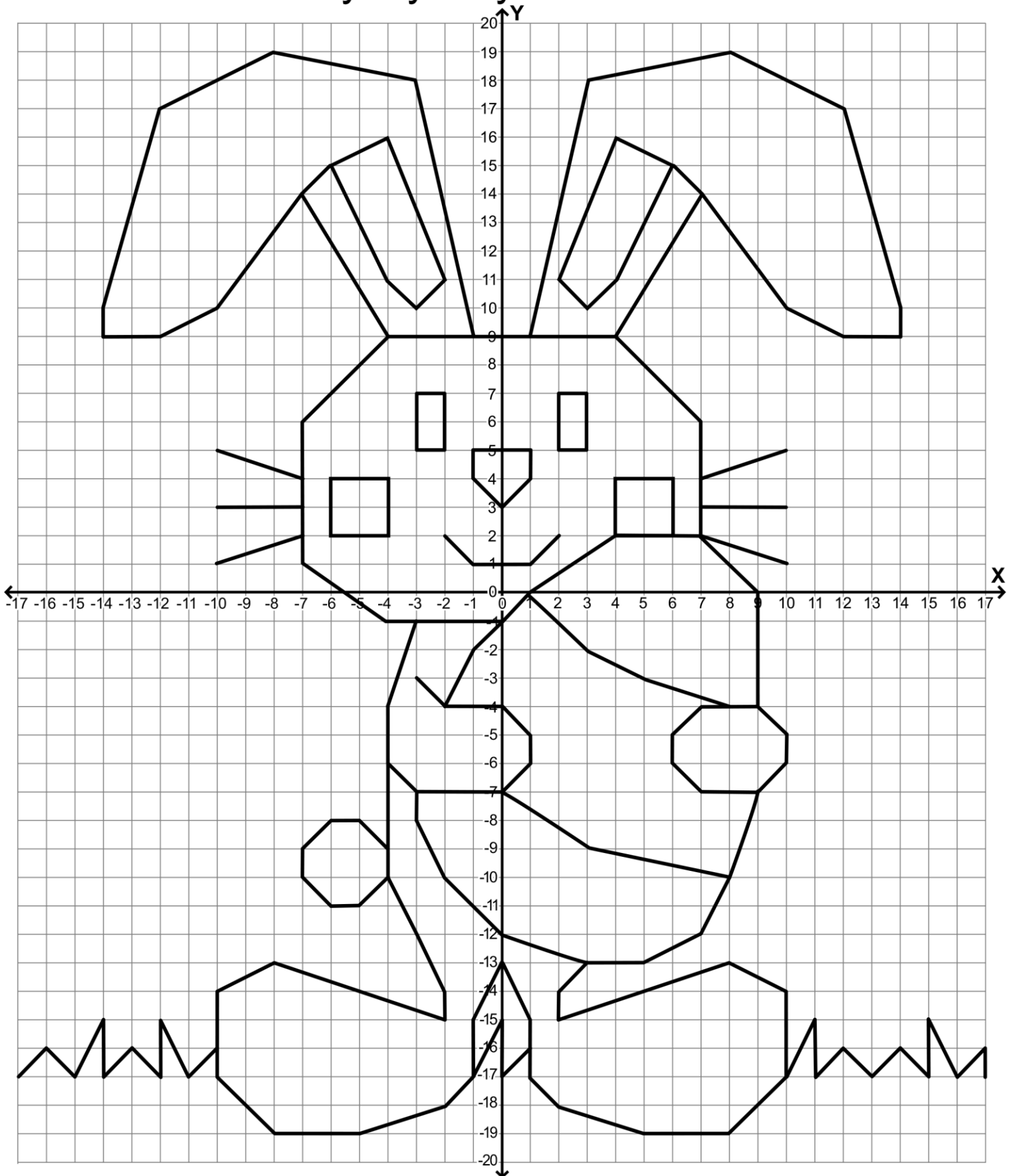
START	(1,0)	START	START	START
(2,5)	(-1,-2)	(-10,5)	(-1,-17)	(6,2)
(3,5)	(-2,-4)	(-7,4)	(0,-15)	(6,4)
(3,7)	STOP	(-7,2)	(0,-17)	(4,4)
(2,7)		(-10,1)	(1,-16)	(4,2)
(2,5)	START	STOP	STOP	STOP
STOP	(-4,-10)			
	(-5,-11)	START	START	START
START	(-6,-11)	(-2,2)	(10,1)	(4,9)
(-4,-6)	(-7,-10)	(-1,1)	(7,2)	(7,14)
(-3,-7)	(-7,-9)	(1,1)	(7,6)	STOP
(0,-7)	(-6,-8)	(2,2)	(4,9)	
(1,-6)	(-5,-8)	STOP	(-4,9)	START
(1,-5)	(-4,-9)		(-7,6)	(-10,3)
(0,-4)	STOP	START	(-7,1)	(-7,3)
(-2,-4)		(1,9)	(-4,-1)	STOP
(-3,-3)	START	(3,18)	(0,-1)	
STOP	(-1,5)	(8,19)	STOP	START
	(1,5)	(12,17)		(-7,14)
START	(1,4)	(14,10)	START	(-4,9)
(-6,4)	(0,3)	(14,9)	(-3,7)	STOP
(-4,4)	(-1,4)	(12,9)	(-2,7)	
(-4,2)	(-1,5)	(10,10)	(-2,5)	START
(-6,2)	STOP	(7,14)	(-3,5)	(-3,-1)
(-6,4)		(6,15)	(-3,7)	(-4,-4)
STOP	START	(4,16)	STOP	(-4,-10)
	(6,-6)	(2,11)		(-2,-14)
START	(6,-5)	(3,10)	START	(-2,-15)
(10,-17)	(7,-4)	(4,11)	(8,-10)	(-8,-13)
(11,-15)	(9,-4)	(6,15)	(3,-9)	(-10,-14)
(11,-17)	(10,-5)	STOP	(0,-7)	(-10,-17)
(12,-16)	(10,-6)		STOP	(-8,-19)
(13,-17)	(9,-7)	START		(-5,-19)
(14,-16)	(7,-7)	(10,3)	START	(-2,-18)
(15,-17)	(6,-6)	(7,3)	(-6,15)	(-1,-17)
(15,-15)	STOP	(7,4)	(-4,11)	(-1,-15)
(16,-17)		(10,5)	(-3,10)	(0,-13)
(17,-16)	START	STOP	(-2,11)	(1,-15)
(17,-17)	(-10,-16)		(-4,16)	(1,-17)
STOP	(-11,-17)	START	(-6,15)	(2,-18)
	(-12,-15)	(-3,-7)	(-7,14)	(5,-19)
START	(-12,-17)	(-3,-8)	(-10,10)	(8,-19)
(1,0)	(-13,-16)	(-2,-10)	(-12,9)	(10,-17)
(2,-1)	(-14,-17)	(0,-12)	(-14,9)	(10,-14)
(3,-2)	(-14,-15)	(3,-13)	(-14,10)	(8,-13)
(5,-3)	(-15,-17)	(5,-13)	(-12,17)	(2,-15)
(8,-4)	(-16,-16)	(7,-12)	(-8,19)	(2,-14)
(9,-4)	(-17,-17)	(8,-10)	(-3,18)	(3,-13)
(9,0)	STOP	(9,-7)	(-1,9)	STOP
(7,2)		STOP	STOP	
(4,2)				



# Easter Bunny Mystery Picture - EAMP1



# Easter Bunny Mystery Picture - EAMP1



# Coordinate Graphing Mystery Picture - Four Quadrants

Name: \_\_\_\_\_

