

Coordinate Graphing Mystery Picture Worksheet by Pink Cat Studio

TPT Store: <http://www.teacherspayteachers.com/Store/Pink-Cat-Studio>

Practice plotting ordered pairs with this fun coordinate graphing mystery picture! This activity is easy to differentiate by choosing either the first quadrant (positive whole numbers) or the four quadrant (positive and negative whole numbers) worksheet. All points are represented by whole numbers, there are no fractions or decimals. This activity is perfect for math centers, early finishers or homework. For a fun bulletin board display, instruct students to color the picture however they like and then hang the completed pictures on your board or wall.

Graphing paper, coordinates worksheets and answer keys are included.

Instructions:

Students plot the ordered pairs and draw connecting straight lines as they plot. When the word "STOP" is reached, the student should NOT connect the last point with the first in the group.

Table of Contents

First Quadrant Pages

Page 2: First Quadrant Graph paper with a grey grid (best choice so students can easily see their work)

Page 3: First Quadrant Mystery Picture Coordinates List

Page 4: First Quadrant Mystery Picture Answer Key in Color

Page 5: First Quadrant Mystery Picture Answer Key with lines only

Page 6: First Quadrant Graph paper with a black grid (use if the grey grid on page 2 does not copy well with your copier)

Four Quadrant Pages

Page 7: Four Quadrants Graph paper with a grey grid (best choice so students can easily see their work)

Page 8: Four Quadrants Mystery Picture Coordinates List

Page 9: Four Quadrants Mystery Picture Answer Key in Color



Page 10: Four Quadrants Mystery Picture Answer Key with lines only

Page 11: Four Quadrants Graph paper with a black grid (use if the grey grid on page 7 does not copy well with your copier)

Terms of Use


All content in this product is the copyrighted property of Pink Cat Studio. You are granted permission to use this product for your personal and non-commercial use. You may not sell, trade, share or redistribute this product in any way. If you have any questions regarding terms of use please contact Melissa at pinkcatstudio@gmail.com.

You may be interested in my other [Mystery Pictures Activities](#):



Coordinate Graphing Mystery Picture - First Quadrant

Name: _____




Coordinate Graphing Mystery Picture - First Quadrant

Plot the ordered pairs and connect them with a straight line as you plot.


START	START	START	START	START
(13,22)	(22,32)	(14,13)	(6,16)	(24,33)
(14,22)	(26,34)	(11,12)	(9,14)	(25,31)
(14,23)	(27,36)	STOP	(6,14)	(31,30)
(13,23)	(27,38)		(4,13)	(33,32)
(13,22)	(26,39)	START	(6,12)	(33,33)
STOP	(23,39)	(16,24)	(8,13)	(31,35)
	(22,38)	(17,24)	(9,14)	(29,35)
START	(21,39)	(17,25)	STOP	(29,37)
(1,17)	(18,39)	(16,25)		(27,39)
(3,15)	(17,38)	(16,24)	START	(26,39)
(5,15)	(17,36)	STOP	(16,22)	STOP
(7,17)	(18,34)		(15,20)	
(8,19)	(22,32)	START	(12,20)	START
(6,22)	STOP	(24,24)	(11,21)	(12,20)
(5,20)		(19,30)	(11,24)	(11,19)
(3,20)	START	(19,31)	(12,25)	(10,17)
(3,18)	(26,22)	(20,31)	(14,25)	(10,16)
(1,17)	(23,17)	(19,30)	STOP	(12,15)
STOP	STOP	STOP		(15,15)
			START	(18,16)
START	START	START	(22,31)	(22,19)
(14,18)	(9,15)	(12,14)	(21,31)	(23,20)
(16,17)	(9,12)	(14,15)	(22,32)	(23,22)
(19,19)	(10,11)	(14,13)	(23,31)	(22,23)
(19,21)	(13,11)	(16,11)	(22,31)	(19,23)
STOP	(13,12)	(17,6)	(24,24)	STOP
	(11,12)	(13,3)	STOP	
START	(12,14)	(15,3)		START
(24,24)	(11,14)	(14,1)	START	(24,21)
(25,30)	(10,13)	(16,2)	(23,24)	(23,20)
(25,31)	(10,15)	(17,1)	(26,24)	STOP
(24,31)	(9,15)	(18,5)	(27,23)	
(25,30)	STOP	(19,11)	(27,20)	
STOP		(21,12)	(26,20)	
	START	(26,9)	(26,22)	
START	(20,33)	(29,5)	(24,21)	
(16,22)	(19,31)	(29,7)	(24,22)	
(18,22)	(13,30)	(31,7)	(25,23)	
(19,23)	(11,32)	(29,9)	(23,23)	
(19,25)	(11,33)	(30,10)	(23,24)	
(18,27)	(13,35)	(26,10)	STOP	
(15,27)	(15,35)	(23,14)		
(14,25)	(15,37)	(23,17)	START	
(16,22)	(17,39)	(22,19)	(7,17)	
STOP	(18,39)	STOP	(9,15)	
	STOP		STOP	

Valentine's Day Mystery Picture - Frog - VAL MP3




This is an example of how the picture could be colored. Encourage students to be creative and color the picture however they like.

Valentine's Day Mystery Picture - Frog - VAL MP3



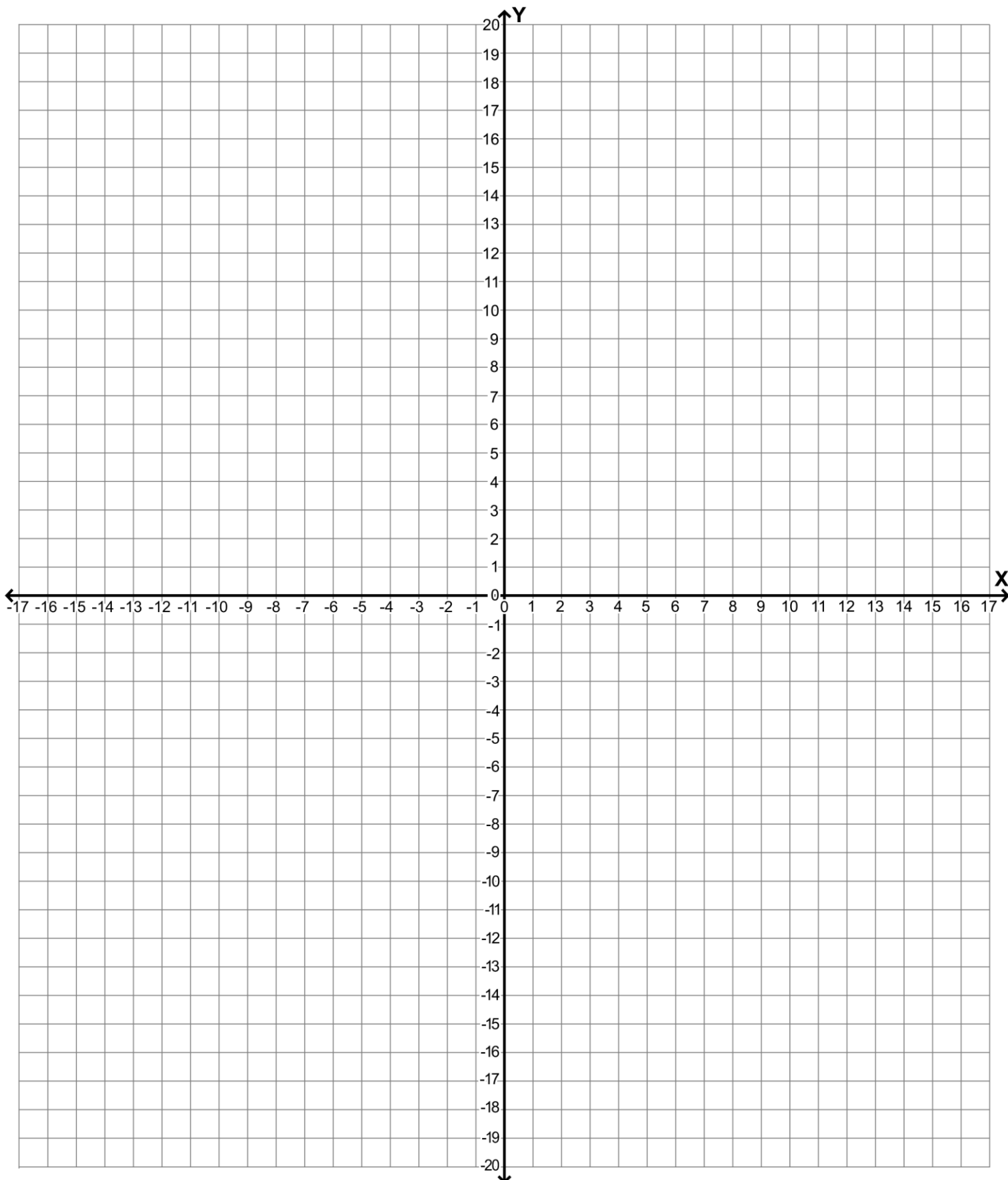
Coordinate Graphing Mystery Picture - First Quadrant

Name: _____



Coordinate Graphing Mystery Picture - Four Quadrants

Name: _____



Coordinate Graphing Mystery Picture - Four Quadrants

Plot the ordered pairs and connect them with a straight line as you plot.

START
 (-4,2)
 (-3,2)
 (-3,3)
 (-4,3)
 (-4,2)
 STOP

START
 (-16,-3)
 (-14,-5)
 (-12,-5)
 (-10,-3)
 (-9,-1)
 (-11,2)
 (-12,0)
 (-14,0)
 (-14,-2)
 (-16,-3)
 STOP

START
 (-3,-2)
 (-1,-3)
 (2,-1)
 (2,1)
 STOP

START
 (7,4)
 (8,10)
 (8,11)
 (7,11)
 (8,10)
 STOP

START
 (-1,2)
 (1,2)
 (2,3)
 (2,5)
 (1,7)
 (-2,7)
 (-3,5)
 (-1,2)
 STOP

START
 (5,12)
 (9,14)
 (10,16)
 (10,18)
 (9,19)
 (6,19)
 (5,18)
 (4,19)
 (1,19)
 (0,18)
 (0,16)
 (1,14)
 (5,12)
 STOP

START
 (9,2)
 (6,-3)
 STOP

START
 (-8,-5)
 (-8,-8)
 (-7,-9)
 (-4,-9)
 (-4,-8)
 (-6,-8)
 (-5,-6)
 (-6,-6)
 (-7,-7)
 (-7,-5)
 (-8,-5)
 STOP

START
 (3,13)
 (2,11)
 (-4,10)
 (-6,12)
 (-6,13)
 (-4,15)
 (-2,15)
 (-2,17)
 (0,19)
 (1,19)
 STOP

START
 (-3,-7)
 (-6,-8)
 STOP

START
 (-1,4)
 (0,4)
 (0,5)
 (-1,5)
 (-1,4)
 STOP

START
 (7,4)
 (2,10)
 (2,11)
 (3,11)
 (2,10)
 STOP

START
 (-5,-6)
 (-3,-5)
 (-3,-7)
 (-1,-9)
 (0,-14)
 (-4,-17)
 (-2,-17)
 (-3,-19)
 (-1,-18)
 (0,-19)
 (1,-15)
 (2,-9)
 (4,-8)
 (9,-11)
 (12,-15)
 (12,-13)
 (14,-13)
 (12,-11)
 (13,-10)
 (9,-10)
 (6,-6)
 (6,-3)
 (5,-1)
 STOP

START
 (-11,-4)
 (-8,-6)
 (-11,-6)
 (-13,-7)
 (-11,-8)
 (-9,-7)
 (-8,-6)
 STOP

START
 (-11,-4)
 (-8,-6)
 (-11,-6)
 (-13,-7)
 (-11,-8)
 (-9,-7)
 (-8,-6)
 STOP

START
 (-1,2)
 (-2,0)
 (-5,0)
 (-6,1)
 (-6,4)
 (-5,5)
 (-3,5)
 STOP

START
 (5,11)
 (4,11)
 (5,12)
 (6,11)
 (5,11)
 (7,4)
 STOP

START
 (6,4)
 (9,4)
 (10,3)
 (10,0)
 (9,0)
 (9,2)
 (7,1)
 (7,2)
 (8,3)
 (6,3)
 (6,4)
 STOP

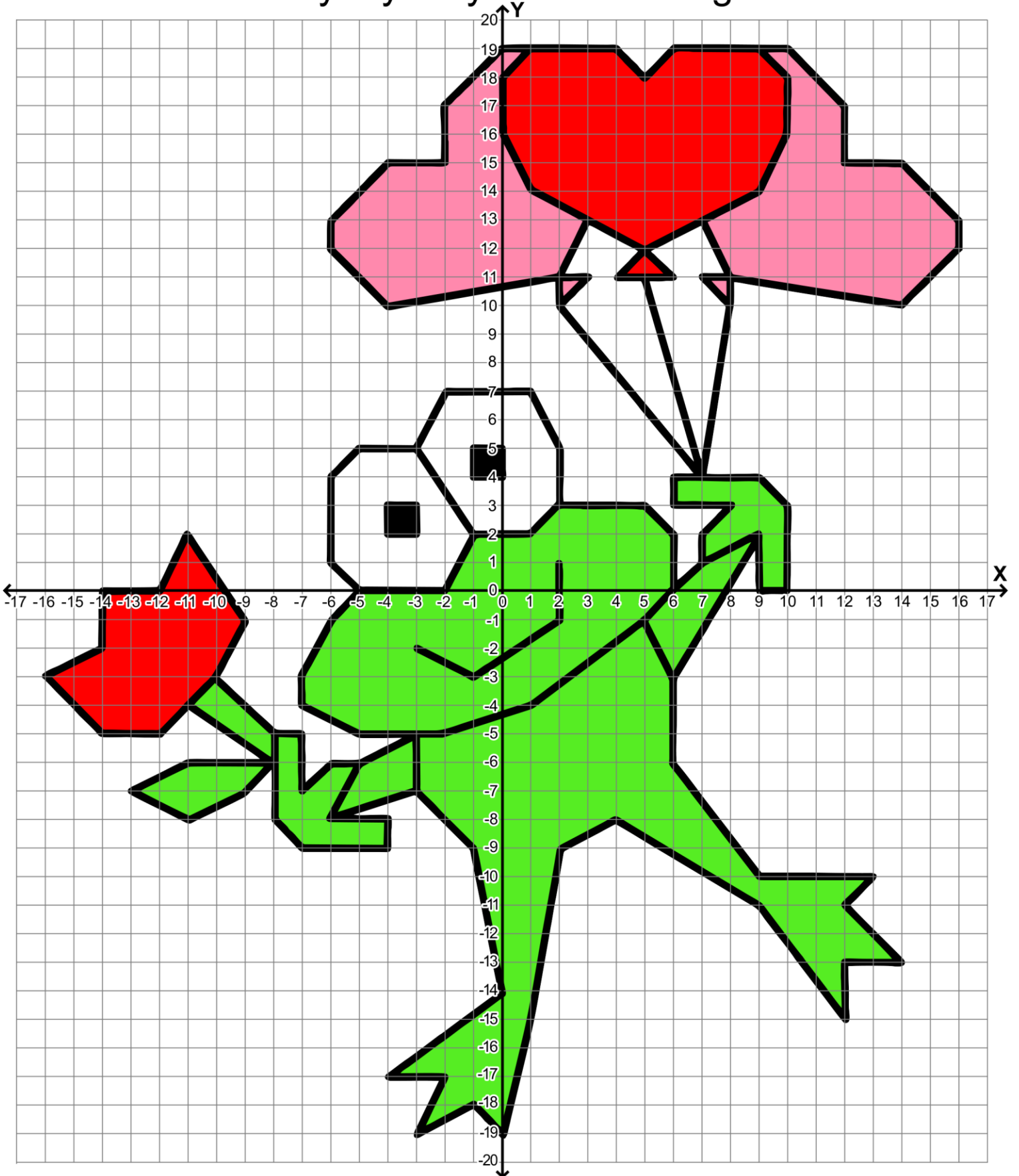
START
 (-10,-3)
 (-8,-5)
 STOP

START
 (7,13)
 (8,11)
 (14,10)
 (16,12)
 (16,13)
 (14,15)
 (12,15)
 (12,17)
 (10,19)
 (9,19)
 STOP

START
 (-5,0)
 (-6,-1)
 (-7,-3)
 (-7,-4)
 (-5,-5)
 (-2,-5)
 (1,-4)
 (5,-1)
 (6,0)
 (6,2)
 (5,3)
 (2,3)
 STOP

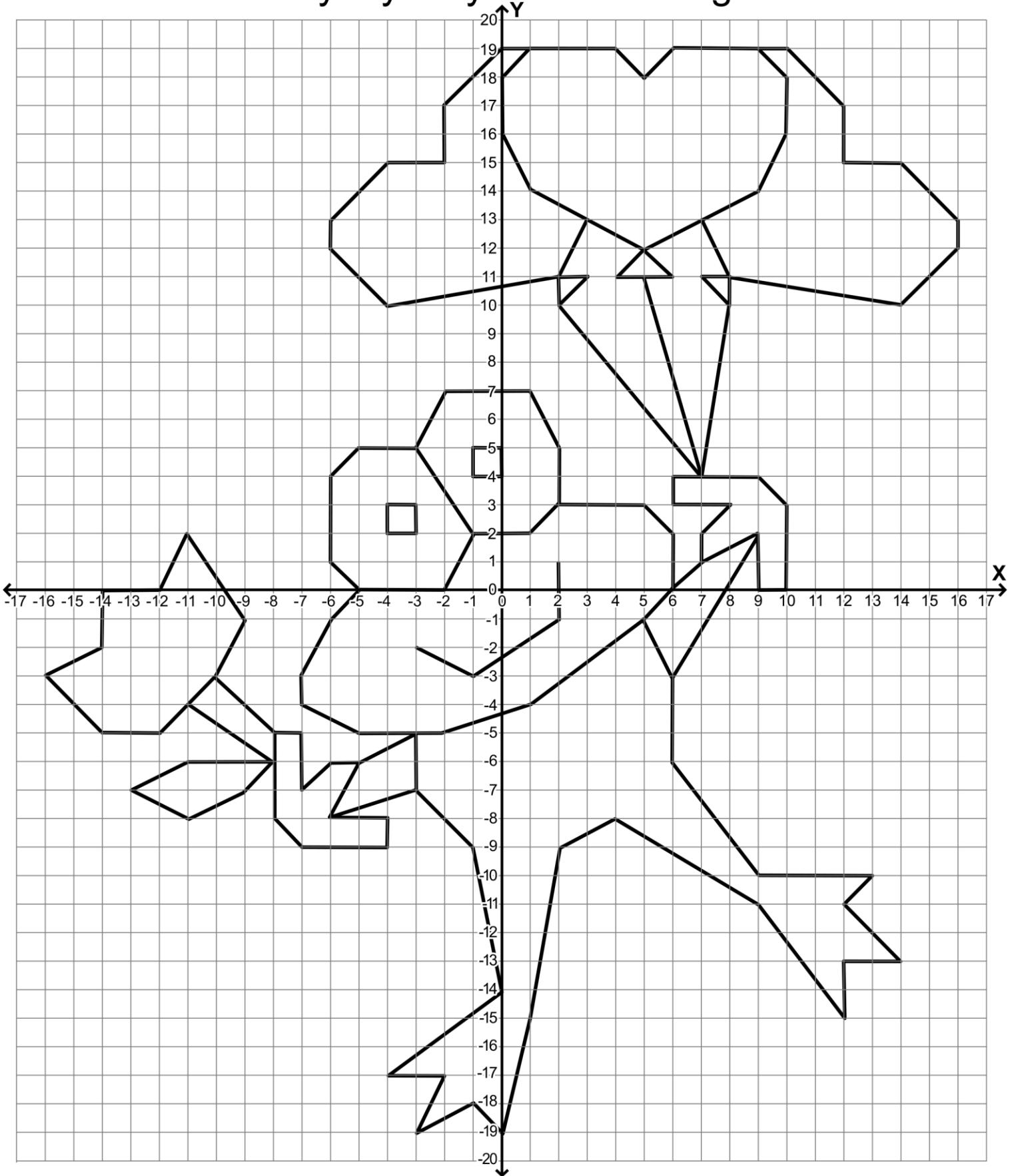
START
 (7,1)
 (6,0)
 STOP

Valentine's Day Mystery Picture - Frog - VAL MP3



This is an example of how the picture could be colored. Encourage students to be creative and color the picture however they like.

Valentine's Day Mystery Picture - Frog - VAL MP3



Coordinate Graphing Mystery Picture - Four Quadrants

Name: _____

